



FIFA 16

FIFA

Official
Licensed
Product

CONTENTS

GETTING STARTED.....2	MAIN MENU 13
COMPLETE CONTROLS.....3	PLAYING THE GAME 15
WHAT'S NEW IN <i>FIFA 16</i>10	NEED HELP?.....25
STARTING THE GAME11	




See important health and safety warnings in the system Settings menu.


GETTING STARTED

PLAYSTATION®4 SYSTEM

Starting a game: Before use, carefully read the instructions supplied with the PS4™ computer entertainment system. The documentation contains information on setting up and using your system as well as important safety information.

Touch the (power) button of the PS4™ system to turn the system on. The power indicator blinks in blue, and then lights up in white. Insert the *FIFA 16* disc with the label facing up into the disc slot. The game appears in the content area of the home screen. Select the software title in the PS4™ system's home screen, and then press the  button. Refer to this manual for information on using the software.

Quitting a game: Press and hold the  button, and then select [Close Application] on the screen that is displayed.

Returning to the home screen from a game: To return to the home screen without quitting a game, press the  button. To resume playing the game select it from the content area.

Removing a disc: Touch the (eject) button after quitting the game.



Trophies: Earn, compare and share trophies that you earn by making specific in-game accomplishments. Trophies access requires a Sony Entertainment Network account.

COMPLETE CONTROLS

CONTROLS

NOTE: The controls in this manual refer to the Classic configuration.

MOVEMENT

Move player	left stick
First touch/Knock-on	R2 button + right stick
Sprint	R2 button (hold)
Stop and face goal	left stick (release) + L1 button
Protect/Slow dribble/Jockey	L2 button (hold)
Face up dribbling	L2 button + R2 button
Skill moves	right stick
Stop ball	left stick (release) + R2 button

ATTACKING (SIMPLE)

Short pass/Header	⊗ button
Lob pass/Cross/Header	Ⓜ button
Through ball	△ button
Shoot/Volley/Header	⊙ button
No touch small feints	L1 button
No touch big feints	L1 button + R2 button
Manual Protect	L1 button + L2 button
Chip shot	L1 button + ⊙ button
Finesse shot	R1 button + ⊙ button
Fake shot	⊙ button, ⊗ button
Fake pass	Ⓜ button, ⊗ button

ATTACKING (ADVANCED)

Protect ball (when dribbling)	L2 button + left stick (release)
Lobbed through ball	L1 button + △ button
Bouncing lob pass	R1 button + ⊖ button
Low cross	⊖ button (double tap)
Ground cross	⊖ button (triple tap)
Early cross	L1 button + ⊖ button
Dummy a pass	R1 button (hold)
Cancel	L2 button + R2 button
Flair pass	L2 button + ⊗ button
Flair shot	L2 button + ⊙ button
Driven ground pass	R1 button + ⊗ button

TACTICS

Offside trap	↑ button, ↑ button
Team press	↑ button, ↓ button
Swap wings	↑ button, ← button
CB joins attack	↑ button, → button

DEFENDING

Change player	L1 button
Switch player (manual)	right stick
Tackle/Push or pull (when chasing)	⊙ button
Pull and hold (when chasing)	⊙ button (hold)
Sliding tackle	⊖ button
Quick get up (after slide tackle)	⊖ button
Clearance	⊙ button
Jockey	L2 button (hold)
Contain	⊗ button (hold)
Teammate contain	R1 button (hold)
Running jockey	L2 button + R2 button
Fake tackle	⊗ button (tap)

GOALKEEPER

Drop kick	○ button/Ⓜ button
Throw/Pass	⊗ button
Charge/Drop ball	△ button
Pick up ball	R1 button
Switch to GK	touch pad button

FREE KICKS

Ground pass	⊗ button
High pass/Cross	Ⓜ button
Curled shot	○ button
Driven shot	L1 button + ○ button
Wall jump (when defending)	△ button
Wall charge	⊗ button
Move wall	L2 button/ R2 button
Wall creep	R1 button

FREE KICKS (ADVANCED)

Call 2nd kick taker	L2 button
2nd kick taker curled shot	L2 button + ○ button
2nd kick taker layoff pass	L2 button + ⊗ button
2nd kick taker layoff chip	L2 button + Ⓜ button
2nd kick taker run over ball	L2 button + ○ button, ⊗ button
Call 3rd kick taker	R1 button
3rd kick taker curled shot	R1 button + ○ button
3rd kick taker run over ball	R1 button + ○ button, ⊗ button

CORNERS AND THROW INS

Corners (lob cross)	Ⓞ button
Corners (low cross)	Ⓞ button (double tap)
Corners (ground cross)	Ⓞ button (triple tap)
Corners (pass)	⊗ button
Short throw in	⊗ button
Short throw in (manual)	⬆ button
Long throw in	Ⓞ button
Switch to receiver	right stick

PENALTIES

Shoot	Ⓞ button
Finesse shot	R1 button + Ⓞ button
Chip shot	LT button + Ⓞ button
Goalkeeper dive	right stick
Goalkeeper move side to side	left stick (move side to side)

ASSISTANCE FOR NEW PLAYERS

You don't have to be a pro to make impressive moves when you're out on the pitch. If you're new to *FIFA 16*, go to Customise Controls under the Settings option to turn on Assistance for specific moves. This makes passes and saves easier without the need for perfect timing or positioning. When you're ready for more of a challenge, choose SEMI for less assistance or MANUAL to earn every one of your goals without aid.

SKILL MOVES

NOTE: Only the most skilled players can complete the more challenging moves.

1 STAR MOVES

Ball juggle (while standing)	L2 button (hold) + R1 button
Foot fake (while standing)	L1 button + R1 button

2 STAR MOVES

Body feint (left or right)	right stick ←/→(flick)
Stepover (left or right)	right stick ↑, ↘, ←/↑, ↗, →
Reverse stepover (left or right)	right stick ←, ↙, ↑/→, ↖, ↑
Ball roll (left or right)	right stick ←/→ (hold)
Drag back (while standing)	R1 button + left stick ↓ (flick)

3 STAR MOVES

Heel flick	right stick ↑, ↓ (flick)
Flick up	right stick ↑, ↑, ↑ (flick)
Roulette (left or right)	right stick ↓, ↘, ←, ↙, ↑, ↗, →/ ↓, ↘, →, ↗, ↑, ↙, ←
Fake left and go right	right stick ←, ↘, ↓, ↘, →
Fake right and go left	right stick →, ↘, ↓, ↘, ←

4 STAR MOVES

Ball hop (while standing)	R3 button (tap)
Ball roll cut left	right stick → (hold), left stick ← (hold)
Ball roll cut right	right stick ← (hold) left stick → (hold)
Heel to heel flick	right stick ↑, ↓ (flick)
Simple rainbow	right stick ↓, ↑, ↑ (flick)
Advanced rainbow	right stick ↓ (flick), ↑ (hold), ↑ (flick)
Feint left and exit right	right stick ←, ↘, ↓, ↘, →
Feint right and exit left	right stick →, ↘, ↓, ↘, ←
Spin left	right stick ↘, ↘
Spin right	right stick ↘, ↘
Stop and turn left/right (while running)	right stick ↑, ← (flick)/↑, → (flick)

5 STAR MOVES

Elastico	right stick →, ↘, ↓, ↙, ←
Reverse elastico	right stick ←, ↙, ↓, ↘, →
Hocus pocus	right stick ↓, ↙, ←, ↘, ↓, ↘, →
Triple elastico	right stick ↓, ↘, →, ↘, ↓, ↙, ←
Ball roll and flick left (while running)	right stick → (hold), ↑ (flick)
Ball roll and flick right (while running)	right stick ← (hold), ↑ (flick)
Quick ball rolls (while standing)	right stick ↓ (hold)
Sombrero flick (while standing)	right stick ↑, ↑, ↓ (flick)
Turn and spin (left or right)	right stick ↑, ← (flick)/↑, → (flick)
Ball roll fake left (while standing)	right stick ← (hold), → (flick)
Ball roll fake right (while standing)	right stick → (hold), ← (flick)
Rabona fake (while jogging)	L2 button + ○ button/⊙ button, ⊗ button + left stick ↓
Elastico chop left	right stick ↓, ← (flick)
Elastico chop right	right stick ↓, → (flick)

5 STAR JUGGLING TRICKS

Laces flick up	L2 button + R1 button (hold)
Sombrero flick backwards	left stick ↓ (hold)
Sombrero flick left	left stick ← (hold)
Sombrero flick right	left stick → (hold)
Toe bounce left	right stick ← (hold)
Toe bounce right	right stick → (hold)
Around the world	right stick ↓, ↙, ←, ↘, ↑, ↗, →, ↘/↓, ↘, →, ↗, ↑, ↘, ←, ↙
Double around the world	right stick ↓, ↙, ←, ↘, ↑, ↗, →, ↘, ↘, ↙, ←, ↘, ↑, ↗, →, ↘, ↓
In air elastico	right stick ←, → (flick)/→, ← (flick)
Flick up for volley	left stick ↑ (hold)
Chest flick	left stick ↑, L3 button (tap), R3 button (triple tap)
T. around the world	right stick ↓, ↙, ←, ↘, ↑, ↗, →, ↘, ↓, ↑ (flick)

VOICE RECOGNITION

Use these commands when you're out on the pitch:

**Keeper charge	**Go run ahead	**On your horse
**Go go go	**Run on	**Pass the ball
**Pass it	**Give it here	**To feet
**Through to me	**Through through	**Through ball
**Play it through	**Shoot	**Have a shot
**Crack it	**In the mixer	**Cross it
**Center it	**Front stick	**Near post
**Back stick	**Back post	**Get it out of there
**Clear	Tactics	Offside trap
Team pressing	Swap wings	Center back joins attack
CB joins attack	Quick tactics	Long Ball
High Pressure	Counter Attack	Possession
Formations	Formation one	Formation two
Formation three	Formation four	Formation five
Mentality	Park the bus	Ultra defensive
Defensive	Balanced	Attacking
Ultra attacking	All out attack	"Make a sub" (wait) "Sub out position" (wait) "Sub in position" (wait) "Sub number"
Make a Change (wait) "Sub out position" (wait) "Sub in position" (wait) "Sub number"	Change a Player (wait) "Sub out position" (wait) "Sub in position" (wait) "Sub number"	Cancel
Camera Tele Broadcast	Camera Tele	Camera Co-op
Camera Default	Camera End to End	Camera Pro
Camera Broadcast	Change Camera Tele Broadcast	Change Camera Tele
Change Camera Co-op	Change Camera Default	Change Camera End to End
Change Camera Pro	Change Camera Dynamic	Change Camera Broadcast
*Hard five minutes	*Pressure on the ball	*Go all out now
*Shoot from anywhere	*Route one now boys	*Everybody back
*Shut up shop	*Let's slow it down	*Get tight on them
*Watch for the long ball	*Take it to the corners	*Step it up
*We need the win	*Look after the ball	*Ease off a little

*Requires you to choose COMBO COMMANDS in the Voice Recognition Settings.

**Commands accessible only when in Player Career mode and you are playing as your own pro.

WHAT'S NEW IN *FIFA 16*

FIFA 16 brings you the most authentic simulated football experience to date. This year, emphasis is on new training mechanics to improve your gameplay and expedite your growth as a football player.

Enhancements have also been made to game modes such as FIFA Ultimate Team (FUT). These improvements, along with all-new game modes such as FUT Draft Mode and Women's International Cup, make *FIFA 16* the best of its series.

FIFA ULTIMATE TEAM DRAFT MODE

Draft Mode is a new way to play FIFA Ultimate Team (FUT). Build a team by drafting the best players in FUT, and compete in Single Player or Online Multiplayer to earn amazing rewards.

WOMEN'S NATIONAL TEAMS

FIFA 16 introduces 12 Women's National Teams which you can choose to play in Women's International Cup offline tournament, Kick-Off, Online Seasons & Cups, and Online Friendlies. You can swap groups individually or randomize them before the tournament begins. Additional features during the tournament include playing or simulating a match, as well as viewing fixtures, calendars, and tournament stats.

FIFA TRAINER

The FIFA Trainer will benefit players who are new to the game, and is a great reminder tool for veteran players. The Trainer suggests appropriate moves such as passing, tackling, or shooting the ball. Easily show or hide the Trainer by pressing the **R3** button at any time while on the pitch without disrupting your gameplay, or you can toggle the Trainer SHOW, HIDE, or OFF from the Pause menu.

There are two options for the overlays, Auto and Manual. By default the Overlays will be in Auto, meaning that the actions on the screen will change depending on the number of times an action is performed. In Manual, you can cycle through six levels using the Trainer option in the Pause menu.

STARTING THE GAME

GET ONTO THE PITCH

Get ready to experience the high energy of real-world FIFA football in *FIFA 16*. The first time you launch the game, you'll jump straight onto the pitch to play an Intro Match. During this match, the difficulty level will auto-adjust to help determine your skill level in *FIFA 16*. If you wish to quit the Intro Match, press the **OPTIONS** button to access the game's Pause menu and then select **END MATCH**.

If you quit the Intro Match but are new to the game, you won't be presented with a suggested difficulty level. You will encounter this offer again after your first Kick Off against Adaptive AI players.

If you complete the Intro Match as a new player or are a returning player with data from previous *FIFA* titles, it will suggest a difficulty level that is right for you, and then you'll be prompted to choose your favourite club before landing at the *FIFA 16* main menu.

CHOOSE YOUR CLUB, DIFFICULTY, AND CONTROL SETTINGS

Once you've finished the Intro Match, you'll have the opportunity to select your favourite team, difficulty, and control settings. Your favourite club's crest will feature beside your name in EA SPORTS™ Football Club, so all of your Friends playing *FIFA 16* will know which team you support.

CONNECT WITH EA SPORTS FOOTBALL CLUB

Stay connected to your favourite team in *FIFA 16*. If you choose to connect to your favourite club in real life through EA SPORTS Football Club, you'll have access to club news and promotions.

You can also connect with Friends playing *FIFA 16* to share major game events and accomplishments, compare progress in the leaderboards, send Catalogue unlockables or comment on your Friends' accomplishments.

EARN REWARDS FOR PAST FIFA EXPERIENCE

Playing previous *FIFA* games will carry over your EA SPORTS Football Club level, XP, and Football Club Credits (FCC) to *FIFA 16*. You'll also receive rewards for past progress in *FIFA 15* modes such as Ultimate Team, Career Mode or Online Seasons.

MATCH PREPARATIONS

Before you head out onto the pitch, you can customise your Game Settings in the Settings screen—Choose the half length of your matches, difficulty level, match conditions, and the ball you use, among many other details. You can also toggle rules ON or OFF such as injuries and offsides, depending on how realistic you want your matches to be.

CAMERA TIPS

Don't neglect the camera settings in the Game Settings menu! Each type of match has a customisable camera option with up to seven types of cameras to choose from. This lets you view the pitch and experience each match from a perspective that works for you.

TEAM MANAGEMENT

FIFA 16 features the Team Management upgrades as seen in *FIFA 15*. Manage the set up of your team with a familiar interface and functionality. Create your Squad, adjust formations, assign roles, and manage their tactics. Import Team Sheets or create new ones, and fine-tune formations before getting back onto the pitch.

SAVING AND LOADING

FIFA 16 uses an autosave feature that automatically saves your progress and most recent Settings. Do not turn off your PlayStation®4 system while the autosave icon is displayed, or you will lose all unsaved information.

MAIN MENU

HOME

Home provides you with quick access to your most recently played game modes. Jump straight into a game by selecting KICK OFF, or continue your Career, depending on what you've been playing. You can also play the Next Match, or check out FIFA 16 Live Content for the latest news and promotions.

PLAY

Get out onto the pitch as you dig into the many game modes available in *FIFA 16*, including Kick Off, Career, Skill Games, Ultimate Team, Tournament, and the all-new Women's International Cup.

ONLINE

Jump into online modes such as Pro Clubs, Online Friendlies, Co-op Seasons, or Seasons, which has you playing head-to-head matches in hopes of winning promotion and trophies.

MATCH DAY LIVE

This is your hub for exploring news headlines and stats for your favourite team. Read the latest news articles, or check out the Top Scorers and the League Table.

PLAYERS IN FORM

See the latest real-world player form updates. Each week, you will see player stat updates based on their performance in real-world football.


TEAMS IN FORM

View updated real-world team ratings.


CUSTOMISE

Fine-tune your *FIFA 16* experience in the Customise panel. You can adjust various settings, review the controls, edit your teams, create or edit a player, customise your music playlist in EA SPORTS™ Trax, view the credits or Team Sheets, which allows you to create multiple squads per team and manage their lineups and tactics.

EA SPORTS TRAX

With EA SPORTS Trax accessible from the main menu (CUSTOMISE > EA SPORTS TRAX), you can listen to songs, or toggle songs ON or OFF to create a custom playlist. You can also choose to turn off all music by pressing the  button.

EA SPORTS FOOTBALL CLUB

Throughout the game, you can access EA SPORTS Football Club (EASFC) from the Widget located in the upper right corner of the screen when signed in to EA servers. The EASFC Widget shows your current Football Club Level, XP, Football Club Credits (FCC) and favourite team crest. Press the  button to access the EASFC Widget.

You can move the left stick or press the  or  button to navigate through the following categories:

- My Activities** See the *FIFA 16* events you have completed, and share your recent accomplishments with your Friends.
- News** Check out the accomplishments you and your Friends have shared, then give your thoughts by adding comments and tags to them.
- Notifications** View the latest notifications from your Friends and the *FIFA* Dev Team.
- Catalogue** Browse the Catalogue and use the FCC you've earned to redeem or even gift certain items, such as new celebrations, special kits, and teams. Many items are locked until you reach a certain EASFC level in *FIFA 16*.

The EA SPORTS Football Club Catalogue can also be accessed from the Customise section of the *FIFA 16* main menu.

PLAYING THE GAME

Go to the Play panel when you're ready to launch your football career or play a quick match. You can also improve your footwork in the Practice Arena and with Skill Games.

GAME SCREEN



- 1. Score
- 2. Match Clock
- 3. Controlled Player
- 4. Radar

PLAYER STATUS BAR



- 1. Fitness level
- 2. Kick power

FIFA ULTIMATE TEAM (FUT)

NOTE: All modes associated with FIFA Ultimate Team (FUT) require a connection to the EA servers.

Create your own FIFA Ultimate Team (FUT), compete in a variety of Single Player and Online Multiplayer modes, and acquire players to build Squads with high Chemistry. Find players in packs, or purchase and sell items through the Live Transfer Market to build your Ultimate Team.

GETTING STARTED

When you first start Ultimate Team, you'll learn how to swap and link Players to improve Team Chemistry before playing a starter match. From there, you can start your own Squad and explore the Transfer Market, Pack Store, and your Club.

CHEMISTRY

Chemistry is essential to make your Ultimate Team successful. Although an all-star team can help you shine on the pitch, your Squad should also have the right Chemistry to maximize performance. The higher your Chemistry, the better your team performs during matches, giving you a better chance of winning games.

While viewing your Active Squad, your team's Chemistry Rating appears in the upper right corner. Place players in their preferred positions, match Nationality, League, and Club Chemistry to improve your team's rating—green lines indicate strong links between Players. Having the right Manager and earning Loyalty can also help improve your Chemistry.

Swap your Players around on the Active Squad screen or add new ones from your Club or the Transfer Market to find the ideal balance for your team!

CHEMISTRY STYLES

Each player in Ultimate Team has a Chemistry Style. Combine complementary Chemistry Styles to best improve your team's overall tactics. Arrows appear beside potentially affected attributes based on specific Chemistry Styles, changing from white to green as your Player Chemistry improves.

Styles used to upgrade player attributes will remain with them until a new Style is applied. Chemistry Styles are found in Packs and through the Transfer Market.

CONTRACTS

Before players can excel out on the pitch, they need Contracts to play matches. When viewing your Active Squad, highlight a Player, access the Actions menu, and then select APPLY CONSUMABLE to apply a Contract to a Player. Move the right stick to switch to the status view to display the remaining Contracts for every player. The new Suggested Consumables option can show you when you'll need to apply a Contract to a Player.

Players found in Packs start with seven Contracts. To give you a head start, each Player from your Starter Pack comes with special long-term Contracts (45 matches). Each match played uses up one Contract, but if a Player in your subs or reserves doesn't head onto the pitch at all, he won't use a Contract for that match.

TOURNAMENTS, SEASONS AND FRIENDLY SEASONS

Challenge your team and reap the rewards in a variety of modes.

Tournament matches are always in a four-round knockout format that you can play in either Single Player or Online Multiplayer competitions. Win matches to earn Coins, and take your team to the top to win a Tournament—you'll also gain Trophies, Coins, and even Packs!

Seasons consist of 10 games, playable in Single Player or Online Multiplayer competitions—win each Season and gain promotion into the next division! In this mode, the promotion, hold, and relegation system means that losing a match doesn't eliminate your team from the season, giving you the opportunity to bounce back from defeat. Earn bigger rewards as you work your way up from the 10th division to the 1st—the higher you rank, the bigger the reward.

Friendly Seasons allows you to challenge your Friends in a five-match season format. Keep track of your record and other stats against every one of your Friends, and win seasons to earn the Current Title Holder position and the bragging rights that come with it.

DRAFT MODE

Draft mode is a new way to play FIFA Ultimate Team (FUT). You'll be given the opportunity to Draft from a random selection of all Players available in FUT, including In Forms! Fill in each position to build the Squad you'll use to compete with in either Single Player or Online Multiplayer four-round elimination format.

The higher you finish in the competition, the bigger the rewards will be.

TRANSFER MARKET

The Transfer Market is the hub for purchasing, listing, selling items, and finding new Players to increase your Squad's overall rating and Chemistry Rating. Filter Players by Name, Nationality, League, Club, Quality, Position, Chemistry Style, or Pricing to easily find the ideal footballer to complement your Active Squad.

SEARCH BY NAME

To search for a specific Player, use the first option in Player Search to type in his first or last name, and then select the Player you want based on the search results.

CONCEPT SQUADS

Concept Squads is a powerful Squad Planning tool that lets you create Squads using every Player available in FUT.

Select a Player or empty slot in the Active Squad screen, and then access the Actions menu to choose SWAP/ADD PLAYER. Use Concept Squads to plan out your next moves. Find replacements for a Player, test out the Chemistry of an entirely new midfield, or try a whole new Squad before investing in the Transfer Market.

LOAN PLAYERS

Loan Players are Players that you can sign to your Squad for a limited number of matches, allowing you to try out some of the most highly sought after Players in the game. When you first create your club in *FIFA 16's* FUT, you'll be given the opportunity to sign one Loan Player for free. More Loan Players are available in the EA SPORTS Football Club Catalogue and as rewards for winning in various modes.

PACK STORE

Purchase Packs from the Pack Store to find new Players for your Squad. You can even earn Packs from winning Tournaments or as a special reward at the end of a Season. Keep an eye on the Pack Store, as new promotions are frequently added.

MY CLUB

As you purchase or win new Players from either the Transfer Market or Packs, you will have more than enough Players for one Squad. My Club stores all of the Players not in your current Squad, as well as your Consumables and other Items.

LEADERBOARDS

Check out the Leaderboards to see how you rank against your Friends or the top 100 FUT users across the globe as you build your Ultimate Team, play matches, and grow your Club.

KICK OFF

Select KICK OFF in the Play screen to jump straight onto the pitch and take on any club or national team in the game. The latest squads and updates with Match Day require a connection to the EA servers.

CAREER

Career is an immersive experience that offers you the chance to play through a lifelong football career. Career is split into two different areas—Manager and Player.

PLAYER CAREER

Create a Player, or take control of a single professional footballer as you play in leagues, cups, and continental competitions to improve your skills and ultimately represent your national team. You'll receive in-game email from your team's manager and board about their expectations and how to improve your skills for the season. Train your player with practice drills on the field to expedite their growth and training elements throughout your Player Career.

You may also choose to retire and continue your career as a manager.

LOCKED TO PLAYER: CONTROLS

If you're going to play as a pro, you've got to think like one. When your team is on the attack, time your runs and call for the ball at the right time. When defending, ensure you cover any dangers posed by your opponents. Teamwork is everything in football, and communication with your teammates is the key to success. Wherever you are on the field, make sure you use the following controls to increase your chances of victory.

ATTACKING OFF THE BALL

Call for pass/Cross

⊗ button

Call for or suggest through ball

△ button

Suggest shot

⊙ button

Indicators

Be A Pro Player provides many of the same challenges real players face. Use the indicators provided to ensure you're in the best position on the pitch.



Positioning

Whichever football position you take on, learning the most effective routes and defense positions on the pitch at any given moment is a must. In order to improve your positional sense, use the arrows as a guide. Follow them until they disappear to make sure you're in the right place at the right time.



Offside

When you stray offside, the assistant referee draws a penalty flag and a flag icon appears on screen. To avoid being flagged and potentially reducing your match rating by missing a goal-scoring opportunity, run back past the last defender to get into an onside position.



Marking

Goals are often scored when opposing players are left unmarked, and it is your responsibility to make sure that doesn't happen. A red ring appears underneath any player with open room that you should be marking. Close in on them as soon as possible.

LOCKED TO PLAYER: GOALKEEPER CONTROLS

The Goalkeeper is one of the most important positions on the pitch. Maintain good positioning in front of the net, save opposition shots, cut off crosses, and distribute the ball to your teammates after saves. Stay alert! You cannot afford to fail.

NOTE: There are two camera modes when playing locked to a Goalkeeper. One allows you to follow the ball as the action takes place on the pitch. The other allows you to focus on the Goalkeeper and prepare for oncoming attacks. Press the **touch pad** button to switch between them in order to maintain appropriate positioning on the pitch.

ATTACKING OFF THE BALL

Call for or suggest pass	⊗ button
Suggest through ball	△ button
Suggest cross	⊞ button
Suggest shot	⊙ button
Toggle camera target	touch pad button

DEFENDING OWN BOX

Dive	right stick (hold)/⊗ button (while moving)
Autopositioning	L1 button (hold)
Slow movement facing ball	L2 button + left stick
Charge/Punch	△ button (hold)
Dive at feet	⊞ button
Anticipation save	⊙ button
2nd defender contain	R1 button (hold)
Toggle camera target	touch pad button

MANAGER CAREER

Take control of the financial side of your favourite club and please the Board. Scout for high potential players, keep players happy, manage the budget, and make key player and squad decisions as you take your club to the top. If you do well, you will also get the chance to manage a national team and compete in international competitions, such as the FIFA World Cup.

PLAYER TRAINING

Train for Perfection allows you to train and track high potential players, add multiple sessions, or grow attributes, Overall Rating and Market Value. Various drills cover all categories needed to be successful on the pitch including difficulty ratings—Monitor your team's trainable attributes, current growth, and potential growth.

GLOBAL TRANSFER NETWORK

One of your jobs as manager is to scout for new players, and *FIFA 16's* Global Transfer Network makes this more rewarding than ever. Send scouts to different countries to scout the respective leagues, and set Scouting Instructions to find players who fit your criteria. You can also search the names of specific players you want. Once you've found possible recruits, assign a scout to watch them and make the best decision for your team.

TEAM SHEETS

During your time as manager, you can create multiple match day squads to fit any scenario you encounter out on the pitch. You can create a squad for your league, domestic cup, or European cup. Just visit the Squad panel and rename your squads to suit their styles and help you remember when to put them to use.

SKILL GAMES

Improve your football skills by completing challenges that test specific maneuvers such as chip shots, free kicks, and dribbling. As you master these abilities, you unlock Skill Challenges to become Legendary at each proficiency. Compare yourself to Friends, and others on the leaderboards for extra motivation as you progress through the levels.

PRACTICE ARENA

From the Play screen, select PRACTICE ARENA (under Skill Games) to perfect your dribbling and shooting skills against the goalkeeper, or practice set pieces by pressing the ↓, ←, ↑, or → button while on the practice pitch. You can even choose whom to play with on the field to test your abilities against real-life player skillsets.

WOMEN'S INTERNATIONAL CUP

For the first time in the *FIFA* series, *FIFA 16* features 12 Women's National Teams! Each team consists of their real-world play styles and tactics to create an authentic experience. Select your favourite teams to control throughout the tournament; customise their formations, tactics, and more. You can also create multiple Women's International Cup tournaments, simulate matches, and even check every player's stats to see who reigns in the league.

ONLINE SEASONS

Seasons offers ranked online matches and the most competitive gameplay. As you play through 10 games per season, try to earn enough points to avoid relegation and gain promotion to the next division—or even win the division title. It won't be easy! Higher divisions mean tougher competition and promotion thresholds, so get ready for a true football challenge.

CO-OP SEASONS

Dominate the pitch with a teammate as you play through Seasons mode on the same team. Co-op Seasons is the next evolution in online play, allowing you to team up online and play 2v2—play separate seasons with as many Friends as you want. Take up the challenge of reaching the 1st division and fill up your trophy cabinet.

PRO CLUBS

Join or create a Pro Club to play alongside Friends and other *FIFA 16* players in online gameplay.

Compete in 10 games per season with your club and try to gain promotion through the league divisions. Create and grow your online Pro by competing in Club or Drop-In matches, and earn accomplishments to unlock better attributes, unique traits, gameplay celebrations, and kit upgrades. Teamwork is key if you're going to score goals, win matches, and create the best Pro player possible.

Drop-In matches are a great start to unlock a few accomplishments for your player. When you're ready, look for a club on the Recommended Club screen that lists the people who follow you and which Club they belong to. You can also create your own Club and invite people you follow to join.

As the manager of a club, you can access the Transfers screen to review Club invites.

As your Pro grows, review your stats and progress on the My Pro tab to see what accomplishments you have yet to unlock. With enough XP and FCC, you can purchase Virtual Pro boosts available in the EA SPORTS Football Club Catalogue.

ONLINE FRIENDLIES

Invite a Friend to play a match online, and track your rivalry through five game seasons to prove who has the most skills on the pitch—earn the most points in five games to hoist the trophy. Keep the competition going with a new season as you try to defend your title or take it away from your Friends.

NEED HELP?

The EA Worldwide Customer Experience team is here to ensure you get the most out of your game—anytime, anywhere.

▶ **Online Support & Contact Info**

For FAQs, help articles, and to contact us, please visit help.ea.com.

▶ **Twitter & Facebook Support**

Need a quick tip? Reach out on Twitter to [@askeasupport](https://twitter.com/askeasupport) or post on facebook.com/askeasupport.

"PlayStation" and the "PS" Family logo are registered trademarks and the PS4 logo is a trademark of Sony Computer Entertainment Inc.